

Climbing combination Venture



Age indication



Fitness



Balance



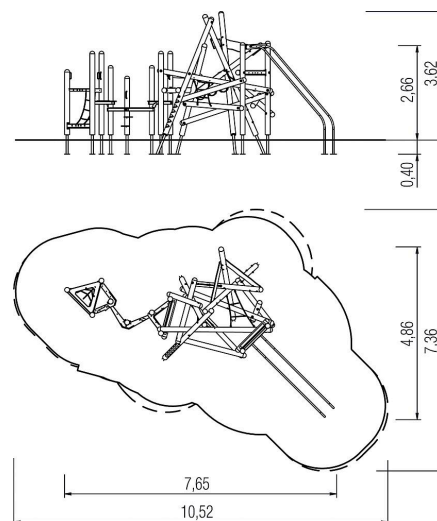
Social skills



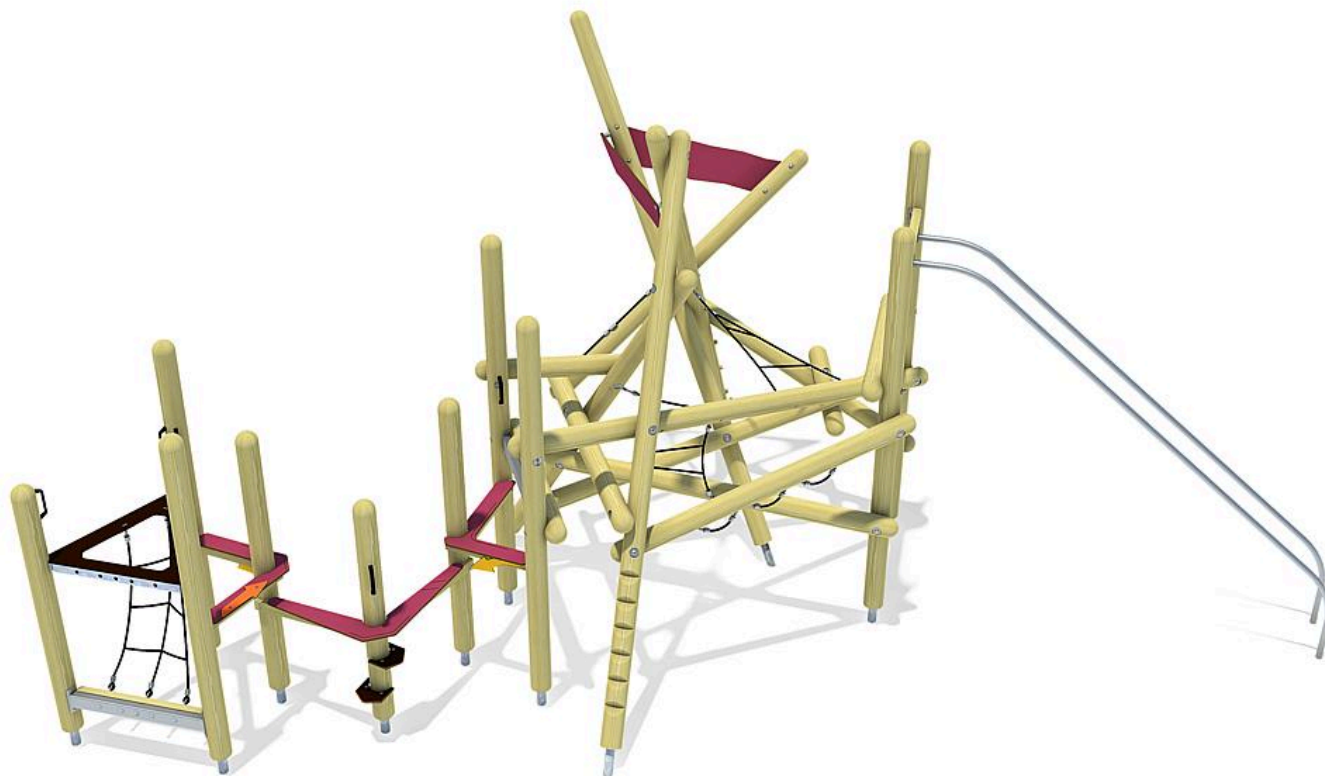
Speed

Scope of delivery











- 10x post construction: softwood or steel
- 1x platform construction: steel galvanised
- 1x frame panel small: high-pressure laminate (HPL)
- 1x rail slide: stainless steel (V2A)
- 1x platform traverse: plastic-coated steel rope, stainless steel (V2A), high-pressure laminate (HPL), softwood
- 2x step: high-pressure laminate (HPL), stainless steel (V2A)
- 1x crossbar 03 crossing: softwood, high-pressure laminate (HPL)
- 3x handles: aluminium, coated
- fittings: stainless steel (V2A)













Climbing combination Venture



Technical data

	Material	SW pi
	Minimum space	10,52x7,36x4,46 m
	Impact protection net	46,5 m ²
	Free falling height	266 cm
	Ground constitution DE/NL/BE	at least sand
	Ground constitution all except DE/NL/BE	at least sand
	Size	7,65x4,86x3,62 m
	mx. number of users	34
	Tested according to standard	EN 1176 - 1/7
	Service interval (in months)	3

Installation information

	Foundations	16x CF or 6x PFs + 10x CF
	Fundamentlevel	ET 400
	PF Accessories	6x 5632540 + 10x 5631120
	PF drainage	-
	PF concrete	0,46 m ³
	PF excavation	2,44 m ³
	CF Accessories	16x 5631120
	CF drainage	-
	CF concrete	0,75 m ³
	CF excavation	1,74 m ³